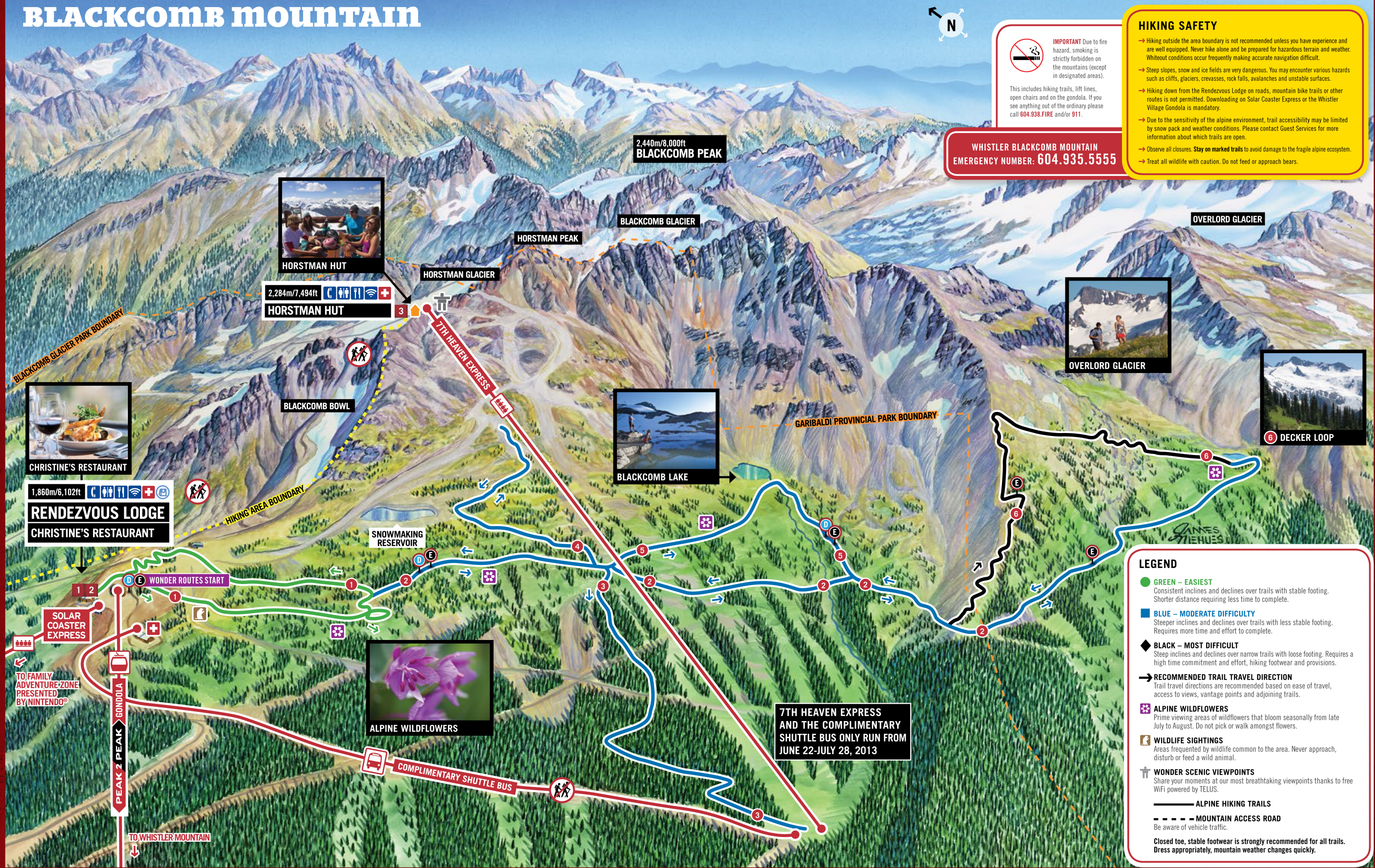


BLACKCOMB mountain



UPGRADE
TO A SEASON PASS
\$31
ADULT ONLY



PEAK 2 PEAK ALPINE EXPERIENCE

The journey between the two Mountains provides a 360° window into Whistler Blackcomb's alpine environment, its surrounding peaks, changing seasons and wildlife habitat—but sightseeing is just the start of your adventure. Looking for a hike to an ancient glacier? A tour of black bear habitat? Wine tasting on a mountain-top patio? The choice is yours with the PEAK 2 PEAK Gondola. Access 50+ kilometres of hiking trails spread over 18 trails from easy to epic.

Then, to refuel, try a BBQ on a mountain-top patio or full service dining with a view. Whatever you choose, your PEAK 2 PEAK Alpine Experience is sure to be out of this world.

→ **NEW!** Visit the **PEAK 2 PEAK Gallery**, offering an interactive look at the inner workings and mechanics of this engineering marvel, located in the PEAK 2 PEAK Gondola station atop Whistler Mountain.

→ **NEW!** Venture inside the **Samsung Alpine Theatre** and take in some videos to inspire your alpine experience.

PRICING	1-DAY	2-DAY	SEASON PASS	BC RESIDENT PASS
Adult (19-64)	\$48.95	\$58.95	\$79.95	\$59.95
Youth/Senior (13-18/65+)	\$41.95	\$51.95	\$67.95	\$51.95
Child (7-12)	\$24.95	\$34.95	\$43.95	\$31.95
Tot (6 & under)	FREE	FREE	\$15	\$15
Winter Passholders	FREE	FREE	FREE	FREE
Winter EDGE Cardholders	50% OFF	50% OFF	\$59.95	\$59.95

Purchase a Mountain Top BBQ add-on for just \$16 for Adults and Youth/Seniors, \$4 for Children.*

Mountain guests are advised to wear footwear and clothing appropriate for a mountain environment. Sweaters, light jackets, walking or running shoes are recommended, high heels and flip flops are not. Prices do not include applicable taxes. Some restrictions apply.

JUST ADD
TO YOUR TICKET
\$16



MOUNTAIN TOP BBQ DINNERS

Extend your alpine experience with an incredible BBQ buffet dinner with live music at the Roundhouse Lodge on Whistler every Friday – Sunday evening at 1,800m/6,000ft.

TIMES	
June 28 – Sept 1, Sept 7	Friday to Sunday: 5pm – 8pm

Dates and times subject to change.

PEAK 2 PEAK ALPINE EXPERIENCE TICKET	BBQ ADD-ON
Adult (19-64)	\$48.95
Youth/Senior (13-18/65+)	\$41.95
Child (7-12)	\$24.95
Tot (6 & under)	FREE

Prices do not include applicable taxes.

Tickets available at Guest Services or at the Cappuccino Bar inside the Roundhouse Lodge on Whistler Mountain.

ADDITIONAL ON-MOUNTAIN ACTIVITIES

It's a good thing our summer days are long – you'll need every last minute if you're going to try out our mountain of activities.

- Free Mountain Tours 11:15am & 1:15pm daily*
- Bear Viewing Tours
- Glacier Walks & Hikes
- ATV Tours
- Ziptrek EcoTours
- Via Ferrata Ascents

Visit whistlerblackcomb.com/summer, Guest Services or call **1.866.218.9684** for more information.

*Tours leave from the Roundhouse Lodge on Whistler Mountain and last approximately 1-2 hours.

MOUNTAIN TOP LUNCH

BLACKCOMB MOUNTAIN

1 RENDEZVOUS LODGE

Featuring a deli station, cappuccino bar and sunny day patio grilling.



2 CHRISTINE'S RESTAURANT

Blackcomb's full service mountain top restaurant features a selection of entrees and appetizers with fresh ingredients, incredible views and ample patio seating. Pair local and international wine flights for a complete experience. Call **604.938.7437** for reservations and times.

3 HORSTMAN HUT

This European-style hut is a great place to grab a bite and check out the magnificent Blackcomb Glacier. Open June 22 to July 28.

Visit whistlerblackcomb.com/whatsopen for complete operating dates and times.



WHISTLER BLACKCOMB LIVE
powered by TELUS

Real-time mountain information direct from the source: hiking trail status, forecast & temperatures, web cams, events calendar & more.

Now available in the iTunes App Store and Google Play for Free!

SUMMER ACTIVITY REPORT: 604.932.4211

Updated every Monday and Friday morning, the Summer Activity Report will help make sure you don't miss the summer's must do activities.

FAMILY ADVENTURE ZONE

PRESENTED BY Nintendo

Located at the base of Blackcomb Mountain (Upper Village). Get there by taking a chairlift ride down Blackcomb Mountain or a short walk from Whistler Village.

- Amazing Maze
- Balloon Slide & Bouncy Castle
- Batter-Up Batting Cage
- Blackcomb Trail Rides (horse & pony rides)
- Kiss the Sky Bungee Trampolines
- Little Mountain Golf Centre
- Hot Wheelz Go Carts
- Rope Zone
- Spin Cycle Human Gyroscope
- Spider Web
- Trapezy
- Westcoaster Luge

The following activities are open weekends only, weather permitting: Maze, Bungee & Trapeze.

TIMES

June 15 – September 2 10am to 6pm, Saturdays to 8pm


Dates and times subject to change.

5 ACTIVITY PASS	10 ACTIVITY PASS	15 ACTIVITY PASS
\$40	\$75	\$99

Adventure Zone Passes are valid for all activities with the exception of horseback riding. Prices do not include applicable taxes.

WHISTLER BLACKCOMB AND BC PARKS

Working in close partnership with BC Parks, Whistler Blackcomb has developed the High Note Trail on Whistler and the Overlord Trail on Blackcomb to allow guests privileged access to some of BC Parks' most spectacular alpine scenery. Experience breathtaking wilderness beauty from the trails of Whistler Blackcomb.



ABORIGINAL MUSEUM
SLCC.CA WHISTLER, BC

SQUAMISH LIL'WAT CULTURAL CENTRE

The Squamish Lil'wat Cultural Centre is an authentic cultural activity for the whole family. The Centre showcases the history, art and heritage of the Squamish and Lil'wat First Nations through drumming performances, guided tours, outdoor exhibits, craft workshops and a spectacular 15 minute film. The Centre is located on the corner of Lorimer Road and Blackcomb Way, across from the Four Seasons Resort. Just a short walk from the Adventure Zone in Upper Village.

HIKING SAFETY

- Hiking outside the area boundary is not recommended unless you have experience and are well equipped. Never hike alone and be prepared for hazardous terrain and weather. Whiteout conditions occur frequently making accurate navigation difficult.
- Steep slopes, snow and ice fields are very dangerous. You may encounter various hazards such as cliffs, glaciers, crevasses, rock falls, avalanches and unstable surfaces.
- Hiking down from the Rendezvous Lodge on roads, mountain bike trails or other routes is not permitted. Downloading on Solar Coaster Express or the Whistler Village Gondola is mandatory.
- Due to the sensitivity of the alpine environment, trail accessibility may be limited by snow pack and weather conditions. Please contact Guest Services for more information about which trails are open.
- Observe all closures. **Stay on marked trails** to avoid damage to the fragile alpine ecosystem.
- Treat all wildlife with caution. Do not feed or approach bears.




IMPORTANT Due to fire hazard, smoking is strictly forbidden on the mountains (except in designated areas).
This includes hiking trails, lift lines, open chairs and on the gondola. If you see anything out of the ordinary please call **804.938.FIRE** and/or **911**.

WHISTLER BLACKCOMB MOUNTAIN
EMERGENCY NUMBER: **604.935.5555**

LEGEND

- GREEN – EASIEST**
Consistent inclines and declines over trails with stable footing. Shorter distance requiring less time to complete.
- BLUE – MODERATE DIFFICULTY**
Steeper inclines and declines over trails with less stable footing. Requires more time and effort to complete.
- BLACK – MOST DIFFICULT**
Steep inclines and declines over narrow trails with loose footing. Requires a high time commitment and effort, hiking footwear and provisions.
- RECOMMENDED TRAIL TRAVEL DIRECTION**
Trail travel directions are recommended based on ease of travel, access to views, vantage points and adjoining trails.
- ALPINE WILDFLOWERS**
Prime viewing areas of wildflowers that bloom seasonally from late July to August. Do not pick or walk amongst flowers.
- WILDLIFE SIGHTINGS**
Areas frequented by wildlife common to the area. Never approach, disturb or feed a wild animal.
- WONDER SCENIC VIEWPOINTS**
Share your moments at our most breathtaking viewpoints thanks to free WiFi powered by TELUS.
- ALPINE HIKING TRAILS**
Be aware of vehicle traffic.
- Closed toe, stable footwear is strongly recommended for all trails. Dress appropriately, mountain weather changes quickly.**



BLACKCOMB TRAILS

Explore the solitude of Blackcomb's sun-loaded southwest flank, above the mountain's famous 7th Heaven Zone, with a selection of easy and moderate trails. Trek through old-growth forest, visit seasonal alpine lakes fed by glacial melt, or soak up views of the historic Spearhead Traverse where the peaks of Fissile, Decker, Overlord and Tremor stand against the sky.

- 1 ALPINE WALK**
LENGTH: 1.6km (0.96mi): 60 minutes (round loop)
ELEVATION CHANGE: 65m (213ft)
A gentle walking route that leads away from the Rendezvous Lodge with spectacular views of Fitzsimmons Valley through a sub-alpine forest. This walking trail has excellent photo opportunities and alpine ecosystem storyboards.
- 2 OVERLORD TRAIL**
(We recommend our guests use this trail to access the Lakeside Loop trail for intermediate hikers and Decker Loop for advanced to expert hikers)
LENGTH: 3.7km (2.27mi): 60-90 minutes (one way)
ELEVATION CHANGE: 62m (203ft)
Stretching into Garibaldi Provincial Park, this two-way trail is used as the main connecting route to all of Blackcomb Mountain's hiking. Enjoy a wide variety of rich alpine wildflowers, amazing views of Overlord Glacier and many alpine lakes with glacier runoffs.
- 3 TREE LINE TRAIL**
LENGTH: 1.1km (0.7mi): 15 to 30 minutes (one way)
ELEVATION CHANGE: 235m (771ft)
A short hike through sub-alpine old growth forest with potential wildlife sightings, this trail leads you down to the bottom of 7th Heaven Express from the Overlord Trail 2.
Note: Only open until July 28 while complimentary shuttle bus is running.
- 4 MARMOT TRAIL**
LENGTH: 1.1km (0.7mi): 30 to 60 minutes (one way)
ELEVATION CHANGE: 174m (571ft)
Recommended for uphill hiking, this out and back trail takes you from below tree line up to the high alpine. Accessed by Overlord Trail 2.
- 5 LAKESIDE LOOP**
(Recommended for the intermediate hiker)
LENGTH: 1.3km (0.81mi): 30 to 60 minutes (one way)
ELEVATION CHANGE: 43m (141ft)
Recommended hiking clockwise, a short climb takes you to a rich area of alpine wildflowers with Blackcomb Lake nestled below the peak of Blackcomb. Finish by descending back to Overlord Trail 2.
- 6 DECKER LOOP**
(Recommend for the advanced to expert hiker)
LENGTH: 1.8km (1.09mi): 45 to 75 minutes (one way)
ELEVATION CHANGE: 134m (440ft)
Start this journey by hiking clockwise up and into Garibaldi Provincial Park with incredible views of ancient mountain peaks and Overlord Glacier. This trail is perfect for the experienced hiker who is looking for more of an adventure.