



BE IN THE KNOW

WITH THE FREE MAMMOTH MOBILE APP

Reload your ticket and avoid the lines, check the weather and lift reports, track your turns, and find awesome deals while you're in town – all from your mobile device.

DAILY UPDATES

Check in each morning to plan your day and find out if you should head to powder stashes, carve some corduroy, or take some playful park laps.

TICKETS & TICKET RELOADS

From the app, you can purchase new tickets and pick them up, or reload your existing ticket to head straight to the lifts. Once you have a ticket, you can add on more days of skiing and riding any time, right from your phone.

CAMS

Witness the action all over the mountain from 7 different webcams or check out what's going on in The Village.

TRACK

The dashboard tracks your trails, vertical, altitude, number of runs, top speed, and more. Track solo or create a group and see who can make it on the leaderboard.

**DOWNLOAD
THE FREE APP**
STAY CONNECTED ON
THE MOUNTAIN



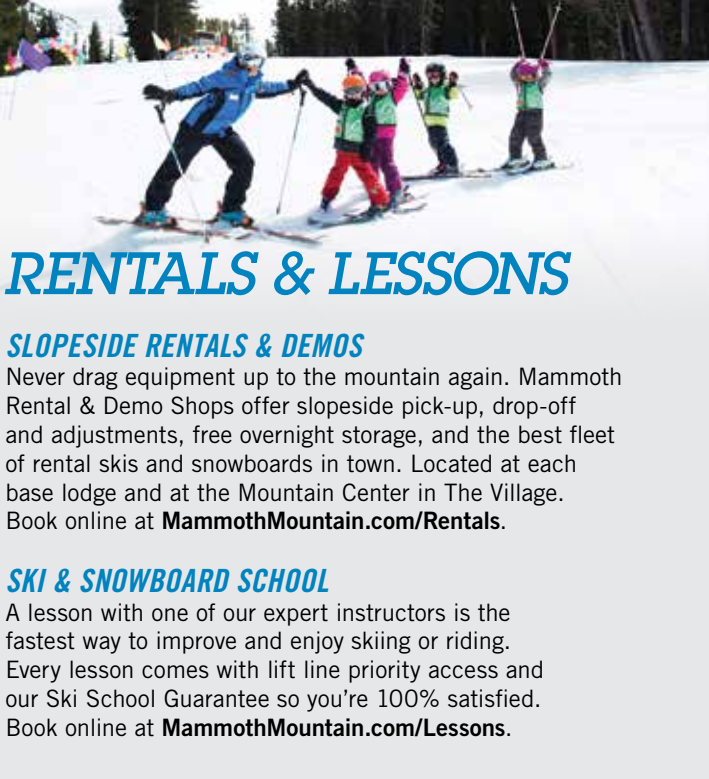
Available on the App Store | GET IT ON Google Play | MammothMountain.com/App

LET FUN RULE
MAMMOTHMOUNTAIN.COM

FACILITIES OPERATED IN PARTNERSHIP
WITH INYO NATIONAL FOREST



@MAMMOTHMOUNTAIN



RENTALS & LESSONS

SLOPESIDE RENTALS & DEMOS

Never drag equipment up to the mountain again. Mammoth Rental & Demo Shops offer slopeside pick-up, drop-off and adjustments, free overnight storage, and the best fleet of rental skis and snowboards in town. Located at each base lodge and at the Mountain Center in The Village. Book online at MammothMountain.com/Rentals.

SKI & SNOWBOARD SCHOOL

A lesson with one of our expert instructors is the fastest way to improve and enjoy skiing or riding. Every lesson comes with lift line priority access and our Ski School Guarantee so you're 100% satisfied. Book online at MammothMountain.com/Lessons.



EARN YOUR TURNS

UPHILL SKINNING & SPLITBOARDING

Skip the lift and get your lungs burning. We offer 8 uphill routes connecting a large area of Mammoth Mountain (see trail map on reverse side) that are accessible from each of our base lodges during operating hours. A special uphill pass is required – *Ikon Pass Holders can get a free uphill pass*. Skins or climbing scales are required for skis and splitboards while ascending. **Always be sure to check the trail status and conditions reports online or on the Mammoth App before heading up.**

MammothMountain.com/Uphill

EVENTS

Mammoth Mountain is home to some of the most incredible events on and off the snow, please check MammothMountain.com/Events for an up-to-date calendar on all of the current happenings.

NOVEMBER

- 13 Opening Day
- 25 Thanksgiving Holiday Dinners
- 26 Holiday Tree Lighting in The Village
- 27–28 Unbound Series

DECEMBER

- 18 Night of Lights
- 16–18 TXC Full Moon Guided Tours
- 29 Unbound Series
- 31 New Years Celebrations

JANUARY – SAFETY MONTH

- 6–8 Toyota U.S. Grand Prix
- 8 2022 U.S. Ski & Snowboard Team Nomination Ceremony
- 14–17 TXC Full Moon Guided Tours
- 15 Woolly's Saturday Parade Kick Off EVERY SATURDAY THRU MARCH
- 19–21 USASA Futures Tour
- 24–29 U.S. Revolution Tour

FEBRUARY

- Most Weekends Unbound Series
- 12–15 TXC Full Moon Guided Tours

MARCH

- 4–6 JLA Banked Slalom
- 18 & 19 TXC Full Moon Guided Tours

APRIL

- 1–3 MMCF Mammoth Invitational
- 16 Mammoth Caldera Burn
- 17 Easter Festivities
- 17 Annual Pond Skim

MAY

- 7 Unbound Party in the Park
- 28–30 Memorial Day Weekend Festivities

EVENTS SUBJECT TO CHANGE

OFF-HILL ACTIVITIES

If you're looking for something else to do besides skiing or snowboarding, there is plenty of fun to be had on and off the hill. Check the free Mammoth mobile app for more info, or go to MammothMountain.com/Winter-Activities.



SNOWMOBILE ADVENTURES

Get off the beaten path and take in the scenic sights on a snowmobile adventure through the High Sierra. Mellow cruisers and hard chargers alike will find big fun exploring over 100 miles of tree-lined trails and massive meadows on a guided excursion. This 90-minute guided tour is perfect for families, first-timers and those who want to rip. Departs at 9AM, 11AM and 2PM. **Book your tour by calling 800.MAMMOTH.**

Located next to the Main Lodge parking lot.



TAMARACK CROSS-COUNTRY SKI CENTER

Kick your winter up a notch and get in great shape this season. Explore the Mammoth Lakes Basin on cross-country skis or snowshoes for some scenic family adventures or butt-kicking fun across 19+ miles (30+ kilometers) of secluded, groomed, world-class trails. Rentals, lessons, guided tours and season passes are available. Located at Tamarack Lodge.



SCENIC GONDOLA RIDES

Take an aerial ride up to the summit to enjoy 360° views of the surrounding peaks and alpine lakes. At the top, snap a selfie at the summit sign and enjoy lunch at the Eleven53 Café. Load the Panorama Gondola in the building across from the Main Lodge west entrance. Check the Lift & Trail Status online, or on the mobile app beforehand to make sure there aren't any weather holds on the gondola.



WOOLLY'S TUBE PARK & SNOW PLAY

Skip the uphill hike and catch a lift to the top, then speed down the groomed lanes as fast as you dare in a high-speed snow tube. Kids and kids at heart will love zooming down the lanes, and even the littlest ones can join in the action in the snow play area. Woolly's Tube Park is all-time fun for all ages with a large snow play area and a heated deck with snack bar offering hot cocoa and adult beverages.

Snow Play Area

With your tube park ticket, you also get all-day access to the snow play area. Start with a snowman, shred on a surf sled, and tube ride on Woolly's Merry-Go-Round.

Weekends & Holidays

During these busier times, 1:15-hour tubing sessions are only offered at 10AM, 11:30AM, 1:30PM, 3PM, and 4:30PM. Walk-ups for sessions are welcome based on availability.

Reservations are highly recommended – purchase your tickets in advance to save. Call 800.MAMMOTH to book.

Located between The Village and Main Lodge, ESTA Red Line shuttle stop #19.



ON-MOUNTAIN DINING

BROADWAY MARKETPLACE

Breakfast & Lunch, Main Lodge

YODLER RESTAURANT & BAR

Lunch & Dinner, across from Main Lodge

MOUNTAINSIDE BAR & GRILL

Breakfast, Lunch & Dinner, across from Main Lodge, inside Mammoth Mountain Inn

GRIZZLY SQUARE MARKETPLACE

Breakfast & Lunch, Canyon Lodge

CANYON COFFEE

Breakfast & Lunch, Canyon Lodge

THE MILL CAFÉ

Breakfast & Lunch, base of Stump Alley Express (Chair 2)

THE LUNCHBOX

Lunch Only, bottom of Roller Coaster Express (Chair 4)

FOWL LANGUAGE

Lunch Only, Eagle Lodge

McCOY MARKETPLACE & McCOY EXPRESS

Lunch Only, McCoy Station

NEW! COCA-COLA LOUNGE

Lunch Only, a family-friendly refuel area inside McCoy Station

ELEVEN53 CAFÉ

Lunch Only, the summit

MELT HOUSE & BOUNDARY BAR

Lunch Only, The Outpost (base of Chairs 13 & 14)



OFF-MOUNTAIN DINING

WHITEBARK RESTAURANT & LOUNGE

Breakfast, Lunch & Dinner • The Village at Mammoth, Inside The Westin Monache Resort

A contemporary ambiance and sophisticated menu.

CAMPO MAMMOTH

Lunch & Dinner • The Village at Mammoth
Rustic wood-fired pizzas and authentic Italian fare.

53 KITCHEN & COCKTAILS

Lunch & Dinner • The Village at Mammoth
Family-friendly sports bar with American eats and classic cocktails.

YAMA RAMEN

Dinner Only • The Village at Mammoth
Traditional ramen, sake bombs, and a Japanese whisky bar.

THE LAKEFRONT

Dinner Only • Inside Tamarack Lodge
Mammoth's most intimate fine dining experience.

All dining locations in The Village are easily accessible by taking the Village Gondola down from Canyon Lodge.

Visit our Dining Guide for specific offerings at each location – MammothMountain.com/Dining-Guide



MOBILE ORDERING IS AVAILABLE

Go online or use the Mammoth Mobile app to order ahead at many locations on and off the hill for fast and convenient pick-up. Scan the QR code to order.



LODGING

STAY WHERE YOU PLAY

From The Village to the Lakes Basin and the slopes, find the widest selection of rooms, cabins, condos and luxury homes, each with full hotel services and convenient access to ski area amenities. Whether you're after affordability, rustic charm, convenience, luxury, or a little of each, you'll find exactly what you're looking for with the Mammoth Lodging Collection.



THE VILLAGE LODGE

The Heart of Mammoth
in The Village at Mammoth



THE WESTIN MONACHE RESORT

Full-Service Luxury in
The Village at Mammoth



JUNIPER SPRINGS RESORT

Your Mountainside
Home at Eagle Lodge



MAMMOTH MOUNTAIN INN

Gateway to Adventure
at Main Lodge



TAMARACK LODGE

A Classic Lakeside Retreat
in Mammoth Lakes Basin



LUXURY HOME RENTALS


The Ultimate in Comfort
& Convenience at Various
Locations Throughout
Mammoth Lakes

HEALTH & SAFETY

WHAT TO EXPECT AT THE RESORT

Check the mobile app or scan the QR code for the latest updates regarding guest safety and mountain operations so you can have the most fun on the hill.

MammothMountain.com/Safety



June MOUNTAIN

CALIFORNIA'S FAMILY MOUNTAIN

No trip to Mammoth is complete without a visit to our sister resort, June Mountain. Located only 20 minutes north of Mammoth, this hidden gem has old-school charm and is dedicated to family fun with terrain suitable for all abilities.

PLUS, KIDS 12 & UNDER SKI & RIDE FREE

JuneMountain.com

BE SAFE & HAVE FUN



Mammoth works hard to provide a safe, consistent, and fun mountain experience. We insist upon personal responsibility and respect for others and our environment.

To ensure fun for all, irresponsible behavior such as rude conduct or gestures, defacing property and violating the standards below, is not tolerated and could result in losing your lift privileges.

- Caution – snowmobiles, snowcats and snowmaking may be encountered at any time.
- Always brake your speed when entering a SLOW ZONE. Match your speed to the flow of traffic.
- Ski defensively – expect the unexpected. Reckless or irresponsible skiing or riding will not be tolerated.
- You will not be permitted to load a lift or ski/ride a trail if you are visibly under the influence of drugs or alcohol.
- Skinning uphill is permitted only during operating hours, and requires a special pass with a visible arm band.
- Never duck a roped or signed closure.
- Don't cut in front of others in the lift line.
- Please don't throw snowballs or spray others with snow.
- Refrain from using profanity around others – this is a family-friendly resort.
- No smoking/vaping in public spaces, including lift lines.
- Focus on lift loading, not your cell phone or electronic device.
- No open containers in lift lines or on lifts.
- Please don't litter. Trash and recycling bins can be found at all base lodges.
- Only service animals are permitted at the ski area.
- No sledding.

KNOW THE CODE

Skiing and snowboarding can be enjoyed in many ways. At ski areas, you may see people using alpine skis, snowboards, telemark skis, cross-country skis, and other specialized equipment, such as that used by those with disabilities. Regardless of how you decide to enjoy the slopes, always show courtesy to others and be aware that there are elements of risk in skiing that common sense and personal awareness can help reduce. Observe the code listed below, and share with other skiers and riders the responsibility for a great skiing experience.

- Always stay in control, and be able to stop or avoid other people or objects.
- People ahead of you have the right of way. It is your responsibility to avoid them.
- Do not stop where you obstruct a trail, or are not visible from above.
- Whenever starting downhill or merging into a trail, look uphill and yield to others.
- Always use devices to help prevent runaway equipment.
- Observe all posted signs and warnings. Keep off closed trails and out of closed areas.
- Prior to using any lift, you must have the knowledge and ability to load, ride, and unload safely.
- Know the code. It's your responsibility.


MAKE A PLAN



STOP ON THE SIDE



KNOW THE ZONE



SHOW COURTESY TO OTHERS



CALIFORNIA STATE PENAL CODE

The following misdemeanors are punishable by a fine of up to \$1,000. Violators will also lose lift privileges.

- Skiing/riding within or entering a CLOSED area. PC 602(r).
- Leaving the accident scene if involved in a collision, except to notify authorities or obtain assistance. PC 653i.
- Skiing/riding without a valid lift ticket or pass.

VISIT MAMMOTHMOUNTAIN.COM/SAFETY FOR A COMPLETE LIST OF ON- AND OFF-HILL STANDARDS.

INFORMATION

HOURS OF OPERATION
LIFT HOURS: 8:30AM – 4PM, DAILY.
Weather and conditions permitting. Subject to change during the season. **Check website or mobile app for current hours.**

TRAIL RATING
Please be advised that trail rating symbols are relative to each ski area's specific terrain. A blue square trail at Mammoth could be easier or more difficult than a blue square trail at a different resort. No matter your ability, when skiing/riding for the first time on any mountain, start on the easiest runs and work your way up to familiarize yourself with the area.

Hazards and obstacles may exist throughout the season. Flags, fencing, poles, signage, and padding are used by the ski area to mark known locations of potential obstacles and hazards. These markers do not guarantee your safety and will not protect you from injury. As part of "Your Responsibility Code", it is your duty to avoid all obstacles and hazards, including those that are marked.

To find the nearest lodge while on the slopes, look for the purple sign at most trail junctions that will point you in the right direction.

MOUNTAIN FACTS

VERTICAL RISE	3,100 ft / 945 m
BASE ELEVATION	7,953 ft / 2,424 m
SUMMIT ELEVATION	11,053 ft / 3,369 m
AVERAGE SNOWFALL	400 in / 1016 cm
SKIABLE TERRAIN	3,500+ ac / 1,416+ ha
SUNNY DAYS PER YEAR	300 average
SNOWMAKING	81 trails
NUMBER OF LIFTS	25
NUMBER OF TRAILS	175
TERRAIN BREAKDOWN	5% Easiest / 10% Easy / 26% Slightly Difficult / 22% Difficult / 24% Very Difficult / 13% Extremely Difficult

CHAIR LIFTS & GONDOLAS

NAME	TYPE/CAPACITY	TIME
Broadway Express - 1	Express Quad	4:04
Stump Alley Express - 2	Express Quad	5:50
Face Lift Express - 3	Express Quad	2:33
Roller Coaster Express - 4	Express Quad	4:02
High-Five Express - 5	Express Quad	3:43
Unbound Express - 6	Express Quad	2:40
Chair 7	Triple	6:12
Chair 8	Triple	6:48
Cloud Nine Express - 9	Express Six	6:00
Gold Rush Express - 10	Express Quad	5:40
Discovery Chair - 11	Express Quad	2:40
Chair 12	Double	6:12
Chair 13	Double	4:54
Chair 14	Double	7:18
Eagle Express - 15	Express Six	5:27
Canyon Express - 16	Express Quad	6:36
Schoolyard Express - 17	Express Quad	3:51
Chair 20	Triple	6:00
Chair 21	Triple	6:24
Chair 22	Triple	7:24
Chair 23	Triple	5:28
Chair 25	Quad	9:24
Lower Panorama Gondola	Eight	3:08
Upper Panorama Gondola	Eight	3:48
Village Gondola	Fifteen	4:45

IN CASE OF EMERGENCY, CALL 760.934.0611
If you do not have a phone, notify a lift operator or any uniformed employee of the nature of the injury, as well as a description and location of the injured person.

SKI PATROL
To report safety issues or emergencies, look for Ski Patrol in the red jackets, or call 760.934.0611.

AVALANCHE RESCUE SYSTEM
Ski Patrol utilizes standard 457 kHz avalanche transceivers and the RECCO avalanche rescue system to facilitate rapid location of burials. Neither of these systems prevent avalanches, or guarantee location nor survival. To avoid accidents, become informed of potential hazardous areas, use common sense, and always ride with a buddy on powder days.

HOSTS
For assistance and safety tips, look for Mountain Hosts with the yellow patch on their jackets.

Mammoth Mountain is committed to environmental sustainability, which is why we print our trail map on Stone Paper® products – an eco-friendly, paper alternative made from minerals. No trees, water, or hazardous chemicals were used in production. StonePaperInfo.com

