



TRAIL MAP

BE IN THE KNOW

MAMMOTH MOBILE APP

Reload your ticket and avoid the lines, check the weather and lift reports, track your turns and find awesome deals while you're in town – all from your mobile device. Download the free Mammoth app at MAMMOTHMOUNTAIN.COM/APP.

DAILY UPDATES

Check in each morning to plan your day and find out if you should head to powder stashes, carve some corduroy, or take some playful park laps.

TICKET & TICKET RELOADS

From the app, you can purchase new tickets and pick them up, or reload your existing ticket to head straight to the lifts. Once you have a ticket, you can add-on more days of skiing and riding any time, right from your phone.

CAMS

Witness the action all over the mountain from 7 different webcams or check out what's going on in The Village.

TRACK

The dashboard tracks your vertical, altitude, number of runs, top speed and more.

DOWNLOAD THE FREE APP

STAY CONNECTED ON THE MOUNTAIN



LET FUN RULE

MAMMOTHMOUNTAIN.COM

FACILITIES OPERATED IN PARTNERSHIP WITH INYO NATIONAL FOREST



@MAMMOTHMOUNTAIN

CALIFORNIA'S FAMILY MOUNTAIN

No trip to Mammoth is complete without a visit to our sister resort, June Mountain. Located only 20 minutes north of Mammoth, this crowd-free mountain has an old-school charm and is dedicated to family fun with terrain suitable for all abilities.

JUNEMOUNTAIN.COM



OFF-HILL ACTIVITIES

If you're looking for something else to do besides skiing or snowboarding, there is plenty of fun to be had on and off the hill. Go to MAMMOTHMOUNTAIN.COM/WINTERACTIVITIES or check the mobile app for more info.



SNOWMOBILE ADVENTURES

Get off the beaten path and take in the scenic sights on a snowmobile adventure through the High Sierra. Mellow cruisers and hard chargers alike will find big fun exploring more than 100 miles of tree-lined trails and massive meadows on a guided excursion. *Located next to the Main Lodge parking lot.*

Guided Adventure Tour (1.5 Hours)

This tour is perfect for families, first-timers and those with full schedules. Departs at 9AM, 11AM and 2PM. *Please arrive 30 minutes early.*



TAMARACK CROSS-COUNTRY SKI CENTER

Kick your winter up a notch and get in great shape this season. Explore the Mammoth Lakes Basin on cross-country skis or snowshoes for some scenic family adventures or butt-kicking fun across 19+ miles (30+ kilometers) of secluded, groomed, world-class trails. Rentals, lessons, guided tours and season passes are available. *Located at Tamarack Lodge.*



SCENIC GONDOLA RIDES

Take an aerial ride up to the summit to enjoy 360° views of the surrounding peaks and alpine lakes. At the top, snap a selfie at the summit sign and enjoy lunch at the Eleven53 Café. Load the Panorama Gondola in the building across from the Main Lodge west entrance. Check the Lift & Trail Status online or on the mobile app beforehand to make sure there aren't any weather holds on the gondola.



WOOLLY'S TUBE PARK & SNOW PLAY

Kids and kids at heart will love zooming down the lanes in a high-speed snow tube. Even the littlest ones can join in all the fun in the snow play area. Skip the uphill hike and catch a lift to the top, then bomb down the groomed lanes as fast as you dare in a highspeed snow tube. Woolly's Tube Park is all-time fun for all ages with a large snow play area and a heated deck with snack bar offering hot cocoa and adult beverages.

Snow Play Area

With your tube park ticket, you also get all-day access to the snow play area. Start with a snowman, shred on a surf sled and tube ride on Woolly's Merry-Go-Round.

Weekends & Holidays

During these busier times, 1:15-hour tubing sessions are offered at 10AM, 11:30AM, 12:55PM, 2:20PM and 3:45PM. Reservations are recommended. Go to MAMMOTHMOUNTAIN.COM for more information.

Located between The Village and Main Lodge, ESTA Red Line shuttle stop #19.

ON-MOUNTAIN DINING

BROADWAY MARKETPLACE

Breakfast & Lunch, Main Lodge

YODLER RESTAURANT & BAR

Lunch & Dinner, across from Main Lodge

MOUNTAINSIDE BAR & GRILL

Breakfast, Lunch & Dinner, across from Main Lodge, inside Mammoth Mountain Inn

GRIZZLY SQUARE MARKETPLACE

Breakfast & Lunch, Canyon Lodge

CANYON COFFEE

Breakfast & Lunch, Canyon Lodge

THE MILL CAFÉ

Breakfast & Lunch, base of Stump Alley Express (Chair 2)

THE LUNCHBOX

Lunch Only, bottom of Roller Coaster Express (Chair 4)

FOWL LANGUAGE

Lunch Only, Eagle Lodge

McCOY MARKETPLACE

Lunch Only, McCoy Station

McCOY EXPRESS

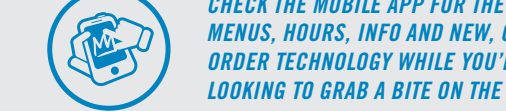
Lunch Only, McCoy Station

ELEVEN53 CAFÉ

Lunch Only, the Summit

MELT HOUSE & BOUNDARY BAR

Lunch Only, The Outpost (base of Chairs 13 & 14)



CHECK THE MOBILE APP FOR THE LATEST MENUS, HOURS, INFO AND NEW, CONTACTLESS ORDER TECHNOLOGY WHILE YOU'RE LOOKING TO GRAB A BITE ON THE HILL



OFF-MOUNTAIN DINING

WHITEBARK RESTAURANT & LOUNGE

Breakfast, Lunch & Dinner • The Village at Mammoth, Inside The Westin Monache Resort
A contemporary ambiance and sophisticated menu.

CAMPO MAMMOTH

Lunch & Dinner • The Village at Mammoth
Rustic wood-fired pizzas and authentic Italian fare.

53 KITCHEN & COCKTAILS

Dinner Only • The Village at Mammoth
Family-friendly sports bar with American eats and classic cocktails.

NEW – YAMA RAMEN

Dinner Only • The Village at Mammoth
Traditional ramen, sake bombs and a Japanese whisky bar.

THE LAKEFRONT

Dinner Only • Inside Tamarack Lodge
Mammoth's most intimate fine dining experience.

All dining locations in The Village are easily accessible by taking the Village Gondola down from Canyon Lodge.

Visit our Dining Guide for specific offerings at each location – MAMMOTHMOUNTAIN.COM/DINING-GUIDE

LODGING STAY WHERE YOU PLAY

From The Village to the Lakes Basin and the slopes, find the widest selection of rooms, cabins, condos and luxury homes, each with full hotel services and convenient access to ski area amenities. Whether you're after affordability, rustic charm, convenience, luxury or a little of each, you'll find exactly what you're looking for with the Mammoth Lodging Collection.



THE VILLAGE LODGE

The Heart of Mammoth



THE WESTIN MONACHE RESORT

Full-Service Luxury



JUNIPER SPRINGS RESORT

Your Mountainside Home



MAMMOTH MOUNTAIN INN

Gateway to Adventure



TAMARACK LODGE

A Classic Lakeside Retreat



LUXURY HOME RENTALS

The Ultimate in Comfort & Convenience

COVID-19 MITIGATION

In order to reduce the spread of COVID-19 and other illnesses, extra precautions have been established to prioritize the safety of our guests and employees.

- Stay home if you're feeling sick.
- Masks are required indoors, in lift lines and on lifts, in gondolas, shuttles, and when social distancing with others outside your travel group is not possible.
- Respect capacity limits for indoor spaces, including stores and restaurants.
- Please adhere to all signage and guidelines while visiting, including those directing walking patterns and one-way entries and exits.
- Call 211 if you're experiencing COVID-19 symptoms.


WASH HANDS OFTEN



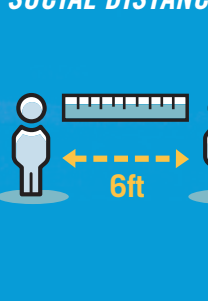
AVOID TOUCHING



WEAR A FACE MASK



SOCIAL DISTANCE



CHECK THE MOBILE APP FOR THE LATEST UPDATES REGARDING GUEST SAFETY AND MOUNTAIN OPERATIONS SO YOU CAN HAVE THE MOST FUN ON THE HILL

BE SAFE & HAVE FUN



Mammoth works hard to provide a safe, consistent and fun mountain experience. We insist upon personal responsibility and respect for others and our environment.

To ensure fun for all, irresponsible behavior such as rude conduct or gestures, defacing property and violating the standards below, is not tolerated and could result in losing your lift privileges.

- Caution – snowmobiles, snowcats and snowmaking may be encountered at any time.
- Always brake your speed when entering a SLOW ZONE. Match your speed to the flow of traffic.
- Ski defensively – expect the unexpected. Reckless or irresponsible skiing or riding will not be tolerated.
- You will not be permitted to load a lift or ski/ride a trail if you are visibly under the influence of drugs or alcohol.
- Skinning uphill is permitted only during operating hours and requires a special ticket.
- Never duck a roped or signed closure.
- Don't cut in front of others in the lift line.
- Please don't throw snowballs or spray others with snow.
- Refrain from using profanity around others – Mammoth is a family-friendly resort.
- No smoking in public spaces, including lift lines.
- Focus on lift loading, not your cell phone or electronic device.
- No open containers in lift lines or on lifts.
- Please don't litter. Trash and recycling bins can be found at all base lodges.
- Only service animals are permitted at the ski area.
- No sledding.

KNOW THE CODE

Skiing and snowboarding can be enjoyed in many ways. At ski areas, you may see people using alpine skis, snowboards, telemark skis, cross-country skis, and other specialized equipment, such as that used by the disabled. Regardless of how you decide to enjoy the slopes, always show courtesy to others and be aware that there are elements of risk in skiing that common sense and personal awareness can help reduce. Observe the code listed below, and share with other skiers and riders the responsibility for a great skiing experience.

- Always stay in control, and be able to stop or avoid other people or objects.
- People ahead of you have the right of way. It is your responsibility to avoid them.
- Do not stop where you obstruct a trail, or are not visible from above.
- Whenever starting downhill or merging into a trail, look uphill and yield to others.
- Always use devices to help prevent runaway equipment.
- Observe all posted signs and warnings. Keep off closed trails and out of closed areas.
- Prior to using any lift, you must have the knowledge and ability to load, ride and unload safely.
- Know the code. It's your responsibility.

MAKE A PLAN



STOP ON THE SIDE



KNOW THE ZONE



SHOW COURTESY TO OTHERS



CALIFORNIA STATE PENAL CODE

The following misdemeanors are punishable by a fine of up to \$1,000. Violators will also lose lift privileges.

- Skiing/riding within or entering a CLOSED area. PC 602(r).
- Leaving the accident scene if involved in a collision, except to notify authorities or obtain assistance. PC 653i.
- Skiing/riding without a valid lift ticket or pass.

VISIT MAMMOTHMOUNTAIN.COM/SAFETY FOR A COMPLETE LIST OF ON- AND OFF-HILL STANDARDS.

INFORMATION

HOURS OF OPERATION
LIFT HOURS: 8:30AM – 4PM, DAILY. Check website or mobile app for current hours. Weather and conditions permitting. Subject to change during the season.

TRAIL RATING
Please be advised that trail rating symbols are relative to each ski area's specific terrain. A blue square trail at Mammoth could be easier or more difficult than a blue square trail at a different resort. No matter your ability, when skiing/riding for the first time on any mountain, start on the easiest runs and work your way up to familiarize yourself with the area.

Hazards and obstacles may exist throughout the season. Flags, fencing, poles, signage and padding are used by the ski area to mark known locations of potential obstacles and hazards. These markers do not guarantee your safety and will not protect you from injury. As part of "Your Responsibility Code," it is your duty to avoid all obstacles and hazards, including those that are marked.

To find the nearest base lodge while on the slopes, look for the purple sign at most trail junctions that will point you in the direction.

MOUNTAIN FACTS

Vertical Rise	3,100 ft / 945 m
Base Elevation	7,953 ft / 2,424 m
Summit Elevation	11,053 ft / 3,369 m
Average Snowfall	400 in / 1016 cm
Skiable Terrain	3,500+ ac / 1,416+ ha
Sunny Days per Year	300 average
Snowmaking	50 trails
Number of Lifts	28
Number of Trails	151
Terrain Breakdown	15% expert / 20% advanced / 40% intermediate / 25% beginner

LIFTS

NAME	TYPE/CAPACITY	TIME
Broadway Express - 1	Express Quad	4:04
Stump Alley Express - 2	Express Quad	5:50
Face Lift Express - 3	Express Quad	2:33
Roller Coaster Express - 4	Express Quad	4:02
High-Five Express - 5	Express Quad	3:43
Unbound Express - 6	Express Quad	2:40
Chair 7	Triple	6:12
Chair 8	Triple	6:48
Cloud Nine Express - 9	Express Six	6:00
Gold Rush Express - 10	Express Quad	5:40
Discovery Chair - 11	Express Quad	2:40
Chair 12	Double	6:12
Chair 13	Double	4:54
Chair 14	Double	7:18
Eagle Express - 15	Express Six	5:27
Canyon Express - 16	Express Quad	6:36
Schoolyard Express - 17	Express Quad	3:51
Chair 20	Triple	6:00
Chair 21	Triple	6:24
Chair 22	Triple	7:24
Chair 23	Triple	5:28
Chair 25	Quad	9:24
Lower Panorama Gondola	Eight	3:08
Upper Panorama Gondola	Eight	3:48
Village Gondola	Fifteen	4:45

IN CASE OF EMERGENCY, CALL 760.934.0611
If you do not have a phone, notify a lift operator or any uniformed employee of the nature of the injury, as well as a description and location of the injured person.

AVALANCHE RESCUE SYSTEM
Ski Patrol utilizes standard 457 kHz avalanche transceivers and the REOCO avalanche rescue system to facilitate rapid location of burials. Neither of these systems prevent avalanches or guarantee location or survival. To avoid accidents, become informed of potential hazardous areas, use common sense, and always ride with a buddy on powder days.

SKI PATROL
To report safety issues or emergencies, look for Ski Patrol in the red jackets or call 760.934.0611.

HOSTS
For assistance and safety tips, look for Mountain Hosts with the yellow patch on their jackets.

● Easiest

■ Easier

■ Slightly More Difficult

◆ More Difficult

◆ Difficult

◆ Extremely Difficult

→ Lift

★ Adventure Zone

■ Fun Zone

■ Freestyle Terrain

■ Halfpipe

■ Slow Area

■ Ski Area Boundary


■ First Aid

Route to Village Ski Back Trail ■ ■ ■ ■

Ski/ride all the way back to The Village. To access the Ski Back Trail via green/blue runs, take Roller Coaster Express (Chair 4) or Gold Rush Express (Chair 10).

Uphill Skinning & Split Boarding Routes ■ ■ ■ ■ ■

We offer 4 routes for uphill access during operating hours only. Special ticket required. See reverse side for more info. Check lift & trail status before venturing out.



UNBOUND 20+ YEARS OF PROGRESSION

50%

20%

30%

MAIN PARK [Main Lodge] ◆

Mammoth's largest pro-level terrain park.

- XL FEATURES
- MULTIPLE L – XL JUMP LINES, CREATIVE TRANSITION FEATURES & XL JIB SET UPS
- 22 FT HALFPIPE

5%

95%

THE HEMLOCKS [Back Side of Mountain] ◆

Hike to this extremely difficult freestyle terrain on Mammoth's back side. **For advanced skiers/riders only.**

- L – XL BIG MOUNTAIN FREESTYLE FEATURES
- STEP DOWNS, KICKERS, HIPS AND NATURAL JIBS
- WHEN SNOW CONDITIONS ALLOW

60%

20%

20%

SOUTH PARK [Roller Coaster Express, Chair 4] ◆

There's a reason pros come to this park to spend their entire day lapping the multiple jump lines and super trickable jib lines.

- L – XL FEATURES

The Unbound Terrain Parks have led the industry in innovation, quality and design for over 20 years. With 13 unique parks, 2 half pipes, 100+ jibs and up to 50 jumps on any given day covering over 100 acres of terrain, Unbound is a mecca for fun and progression.

20%

80%

SNAKE RUN [CHAIR 20] ◆

Mix one part Transition Park and one part boardercross.

- M – L FEATURES
- FLOWY BMX-STYLE JUMP & BERM RUN

20%

80%

JIBS & MORE [Roller Coaster Express, Chair 4] ◆

Protected from the elements, this park gives you more of what you loved in Forest Trail.

- L JIB FEATURES
- RAILS, BOXES, WALLRIDES & SNOW FEATURES

20%

80%

TRANSITION PARK [CHAIR 20] ■

Taking inspiration from skate parks and surf spots around the world.

- M – L SNOW FEATURES
- BOWLS, HIPS, SPINES & OTHER CREATIVE SNOW FEATURES

60%

20%

20%

FOREST TRAIL [Main Lodge] ■

After you're comfortable in the Playgrounds, Forest Trail is the next step.

- S – M FEATURES
- 11 FT HALF-PIPE

30%

30%

40%

PLAYGROUNDS [Main, Canyon & Eagle Lodge] ■

Gain confidence on beginner freestyle terrain.

- SMALL FEATURES
- SMALL JUMPS, ROLLERS, SNOW SPINES & MINI-BOXES

● ADVENTURE & FUN ZONES

The Adventure Zones are hidden in the woods around each of our base lodges to build more confidence on freestyle terrain. Fun Zones are an enhanced-learning areas featuring gentle rollers and small spines that are perfect for beginners of all ages.

BACK SIDE OF MOUNTAIN
CHAIRS 13 & 14