

SQUAW VALLEY
ALPINE MEADOWS
TRAIL MAP



squawalpine.com



For Resort
Practices
and Policies
Related to
COVID-19:



National Ski Areas Association,
Sustainable Slopes

Download the Squaw Alpine App for:

- Real-time lift & trail status
- Lift wait times
- Purchase lift tickets, lodging, lessons
- Reserve table, order food
- Track daily & seasonal performance

For iPhone, Android & Apple Watch



Made with 30% post-consumer waste. High recycled fiber content
and sustainability credentials. Please re-use and recycle this map.



—Thank you



Map Key

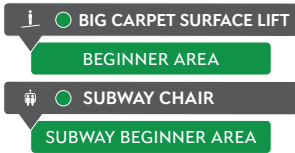
- Express Lift
- Fixed Grip Lift
- Double Chair
- Triple Chair
- Quad Chair
- Six Pack Chair
- Carpet Lift
- Easier
- More Difficult
- Parks & Pipes
- Slow Zone
- Ski Area Boundary
- Closed Ski Area Boundary
- Ski Patrol
- Restaurant
- Restroom
- Tickets
- ATM
- Mountain Chapel
- Squaw-Alpine Shuttle

Progression Plans

These are sample itineraries based on skiing and riding ability. For a fun and comprehensive way to discover the best terrain for your ability and style, please consider booking a lesson or guide.

First Time Beginner

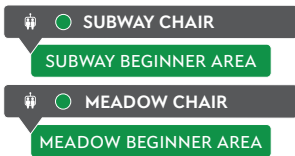
The Big Carpet Surface Lift and Subway Chair are located east of the Main Lodge.



Beginner

Take a few warm-up laps off of the Big Carpet Surface Lift. When you're ready, head to Treeline Cirque Express Chair for intermediate terrain. Be sure to unload at the mid-station!

Ride Roundhouse Express for more intermediate runs.



Intermediate 1

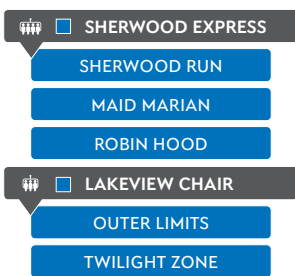
Take a few warm-up laps on Meadow Chair. When you're ready for something more challenging, head to Treeline Cirque Express Chair for intermediate terrain. Be sure to unload at the mid-station!

Ride Roundhouse Express for more intermediate runs.



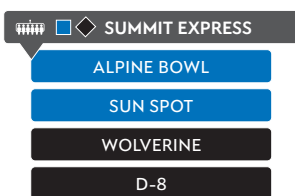
Intermediate 2

Take a few warm-up laps on Treeline Cirque Express and on Weasel Run. When you're ready for something more challenging, ride Treeline Cirque Express Chair to access Sherwood and Lakeview Chairs.



Advanced 1

Take a few warm-up laps on Roundhouse Express. When you're ready for something more challenging, ride Summit Chair. As you get near the top of the chairlift, you will see Alpine Bowl to your left and Wolverine Bowl to your right.



Advanced 2

Take a few warm-up laps on Roundhouse Chair. When you're ready for something more challenging, ride Treeline Cirque to the top station to access Sherwood Express.



FOR MORE INFO 800.403.0206

Ski & Snowboard School Programs

Reservations Required
Book online or call 1-800-403-0206

Stop by the offices or visit squawalpine.com
All lessons include priority lift line access

PRIVATE LESSONS

Form your own group of up to five people for the same price

- Customized for adults, kids and families
- 1-hour sessions for 1 kid age 3-4
- 2-hour sessions for 2 kids ages 5-7
- 3-hour sessions for up to 5 adults and kids ages 8+
- Family privates up to 5 people with kids ages 7+

THE NORTH FACE MOUNTAIN GUIDES

- Half day morning or afternoon available
- Every morning half day participant will receive a complimentary soft shell hoodie or item of similar value from The North Face™
- Up to 4 participants ages 13+ for same price
- Led by local guides and athletes

ADULT GROUP LESSONS

- For beginner, intermediate and advanced levels

LEARN TO SKI & RIDE AT ALPINE MEADOWS

- Lift, lesson and rental package for adults and teens. Afternoon only, \$130 midweek, \$160 weekend & holidays

SPECIALTY CLINICS

- Alpine Unlimited—a season pass to adult group lessons at Alpine Meadows
- Women of Winter, Wednesdays & Sundays
- Squaw Valley Ski Club, a ski club for adults

KIDS GROUP LESSONS

- For ages 8+, ski and snowboard, all ability levels

ACHIEVE TAHOE

- Instruction for people with disabilities
- Call 530-581-4161 for lessons and information

Rentals, Demo and Repair Locations

SQUAW VALLEY
Base Area

- Ski & Snowboard Rental & Tuning Center
- Ski & Snowboard School Sales & Rental Center
- Village Demo Center

On Mountain

- Gold Coast Demo Center
- ALPINE MEADOWS Main Lodge
- Ski & Snowboard Rental, Demo & Tuning Center

Back Side



SQUAW

Dining

The Village

- Auld Dubliner
- Coffeebar Squaw Valley
- Euro Crepes/Euro Snack
- Euro Sweets
- Fireside Pizza Company
- MTN ROOTS Food Truck
- PlumpJack Café
- Rocker@Squaw
- The Slot Bar
- Starbucks
- Tremigo Mexican Kitchen and Tequila Bar
- Twenty-Two Bistro & Bar
- Uncorked Wine Bar

O-House

- KT Base Bar
- Le Chamois
- Oh! Burger
- Plaza Bar

On Mountain

- Gold Coast
- The Arc
- Fun's
- Starbucks

- SmOkehouse
- Tram Car Bar
- Wildflour
- High Camp
- Granite Bistro
- Marketplace
- The Terrace

Shopping

The Village

- Alice's Mountain Market
- Gallery Keoki
- Kalifornia Jean Bar
- KTees Logo Wear
- Lather & Fizz Bath Boutique
- The Ledge Board Shop
- Mind Play
- The North Face
- Oakley
- Parallel Mountain Sports
- Patagonia
- Spirits of the Valley

- Spruced Gift & Home
- Surefoot Custom Bootfitters
- Village Demo Center
- Village Logo Company
- Wanderlust Yoga Studio

On Mountain

- Gold Coast Demo & Sport Shop
- High Camp Marketplace

Real Estate

- Compass
- Sierra Sotheby's International

ALPINE

Dining

Base Lodge

- Alpine Bar
- The Last Chair
- Meadows Café
- Stoked Oak BBQ
- Treats Café

On Mountain

- The Chalet
- The Ice Bar

(Located near) Achieve Tahoe
MOGROG Cafe

Shopping

Base Lodge

- Estelle Sports

CONTACTS

Squaw Valley Emergency
Alpine Meadows Emergency

- Guest Services | Ski & Snowboard School
- Alpine Kids & Squaw Kids |
- Free Ski Shuttle | Locker
- Squaw Valley Snowphone (lifts/conditions)
- Alpine Meadows Snowphone (lifts/conditions)
- Security
- The Village at Squaw Valley Lodging
- Group Sales
- Achieve Tahoe
- Road Conditions www.dot.ca.gov

530.452.7145
530.581.8222

800.403.0206
530.452.4355
530.452.7180
888.766.9321
866.368.1357
530.581.4161
800.427.7623