
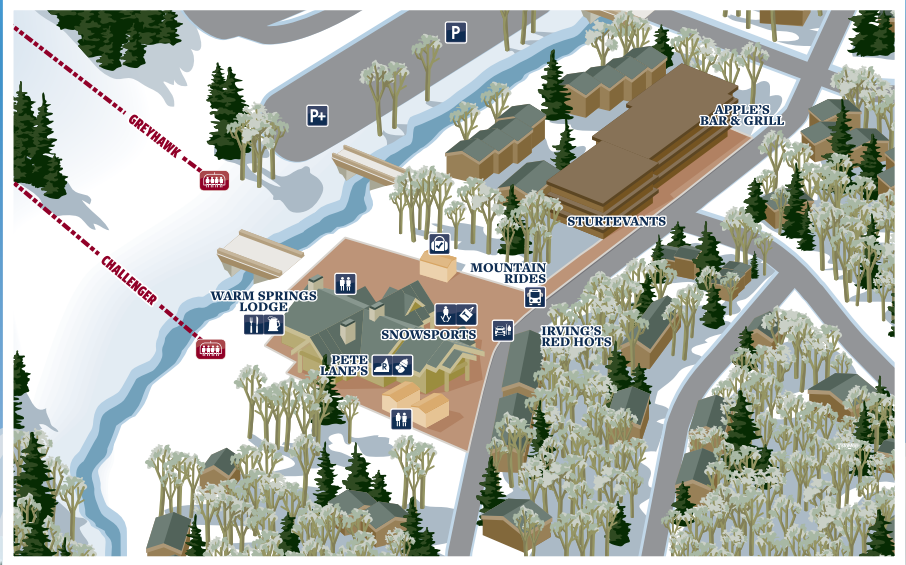


DISCOVER SUNRISE

Gear up for adventure and discover Sunrise, Bald Mountain's newest zone, featuring 380 acres of backcountry-style terrain for expert skiers and riders. Explore gladed trees, wide-open bowls, and steep chutes, then jump on the Broadway high-speed quad for a quick ride up to the Roundhouse restaurant.

BALD MOUNTAIN

WARM SPRINGS PLAZA

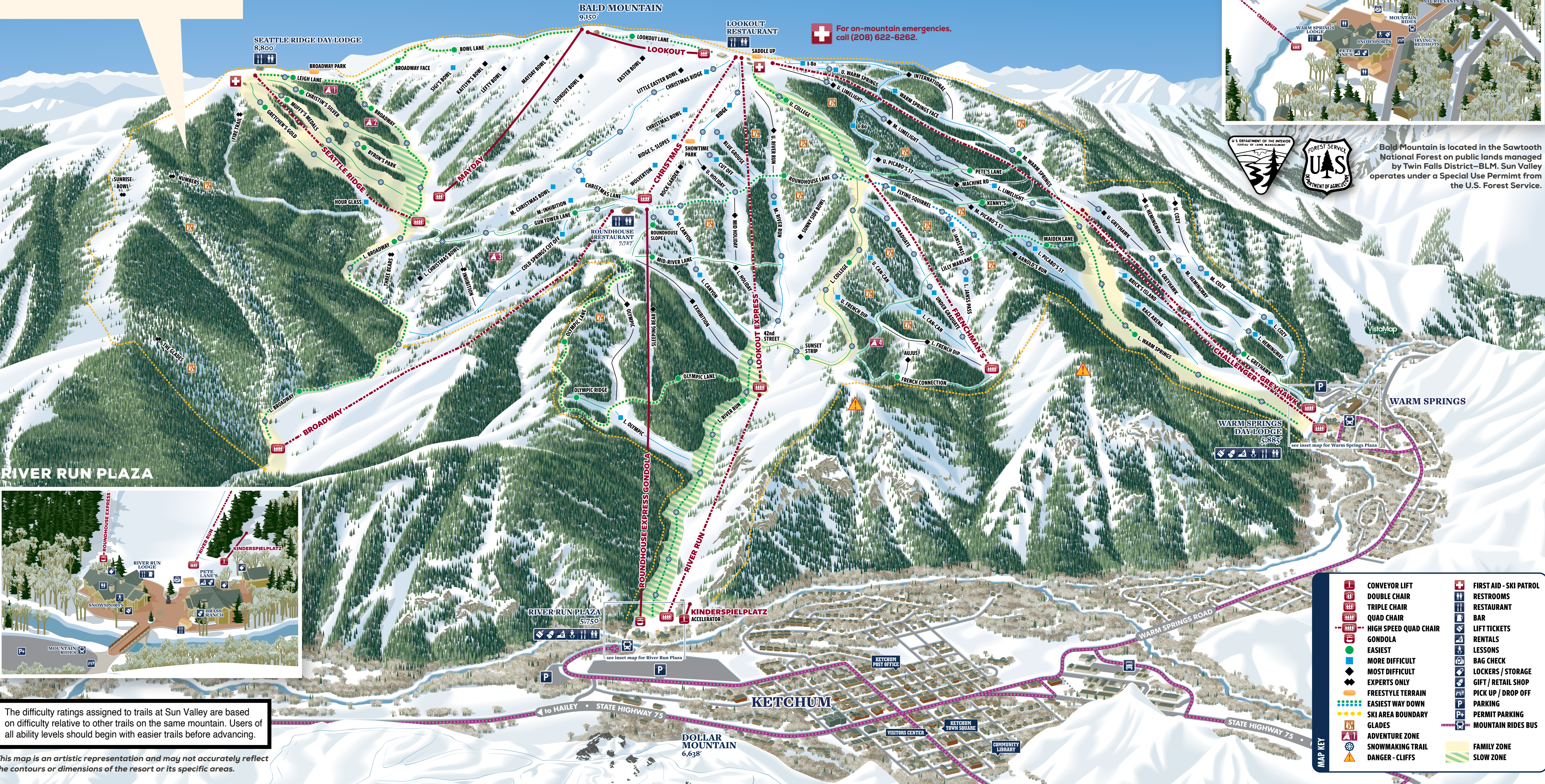


Bald Mountain is located in the Sawtooth National Forest on public lands managed by Twin Falls District-BLM. Sun Valley operates under a Special Use Permit from the U.S. Forest Service.



The difficulty ratings assigned to trails at Sun Valley are based on difficulty relative to other trails on the same mountain. Users of all ability levels should begin with easier trails before advancing.

This map is an artistic representation and may not accurately reflect the contours or dimensions of the resort or its specific areas.



	CONVEYOR LIFT		FIRST AID - SKI PATROL
	DOUBLE CHAIR		RESTROOMS
	TRIPLE CHAIR		RESTAURANT
	QUAD CHAIR		BAR
	HIGH SPEED QUAD CHAIR		LIFT TICKETS
	GONDOLA		RENTALS
	EASIEST		LESSONS
	MORE DIFFICULT		BAG CHECK
	MOST DIFFICULT		LOCKERS / STORAGE
	EXPERTS ONLY		GIFT / RETAIL SHOP
	FREESTYLE TERRAIN		PICK UP / DROP OFF
	EASIEST WAY DOWN		PARKING
	SKI AREA BOUNDARY		PERMIT PARKING
	GLADES		MOUNTAIN RIDES BUS
	ADVENTURE ZONE		
	SNOWMAKING TRAIL		
	DANGER - CLIFFS		
			FAMILY ZONE
			SLOW ZONE