



201 Summit Ski • Boswell, PA 15531
LAURELMOUNTAINSKI.COM

2016-2017
TRAIL GUIDE



• UNLIMITED •
SKIING & SNOWBOARDING
3 GREAT RESORTS, 1 GREAT SKI VACATION



- 79 slopes and trails
- More than 465 acres of skiable terrain
- 9 terrain parks
- More than 100 terrain park features

Available at the season pass office or online at LaurelMountainSki.com.

WELCOME TO LAUREL MOUNTAIN



Nestled in Laurel Mountain State Park, Laurel Mountain Ski Resort is an iconic and revered skiers' mountain located in Ligonier, PA. Not only does Laurel Mountain boast the highest vertical drop on the Laurel Ridge in Pennsylvania at 761 feet, the mountain is famous for its double diamond Lower Wildcat Slope, the steepest in the state which averages near 60% slope. Lower Wildcat is a breathtaking run that, for the avid skier, simply must be taken.

With its rich history and majestic long-range views, Laurel Mountain stands as testament to the strength of the region's ski industry. Just 72 miles east of Pittsburgh, Laurel Mountain joins its neighboring sister resorts, Seven Springs and Hidden Valley, to create the premier snowsports destination in the region.

HOURS OF OPERATION

Sun.-Wed. 9 a.m. - 4:00 p.m.

Thurs.-Sat. and Holidays 9 a.m. - 9:00 p.m.

Night: Thurs.-Sat. 4 p.m. - 9:00 p.m.

All hours are weather permitting.

THE FACTS:

Mountain Elevation - 2,766 feet

Vertical Drop - 761 feet

Average Temperature - 24 degrees

Skiable Terrain - 110 acres

Slopes and Trails - 20

CHAIRLIFTS:

1 - Quad Chairlift

1 - Surface Lift

HISTORY

Laurel Mountain dates back to winter of 1939 when Pittsburgh financier Richard King Mellon began to plan a ski area on the western flank of the Laurel Ridge for the members of the prestigious Rolling Rock Club.

Mellon was captivated by the sport. Upon returning from a ski outing at his former employee's nearby farm, the Dupre's Seven Springs Farm, Mellon decided to build a ski area of his own.

As the 1940-41 winter neared, Laurel Mountain Slopes, the first full service ski area in the state, was readying for business. The Midway Cabin, designed by architect James Blair, housed a rental and repair shop, food service in addition to an open lodge flanked by two stone fireplaces.

Over the summer of 1941 improvements were undertaken that include opening Upper Wildcat slope and an upper mountain beginner slope. A racing slope dubbed Broadway was added atop the original trail. A ski jumping hill was installed adjacent to the new race trail. Touring trails were improved.

All was ready for the winter 1941-42 season with the eminent radio journalist Lowell Thomas set to deliver his popular Friday evening slopeside newscast from Laurel Mountain. However, the weekend before the scheduled national broadcast, Admiral Yamamoto bombed Pearl Harbor and the nation's attention turned to war. Laurel Mountain and the ski industry went on hold.

Laurel Mountain was officially opened to the general public after the war. Laurel Mountain grew with the post war boom. In 1947 a new lodge near the mountain's summit was opened. The Laurel House was built upon the 1941 warming hut and featured full skier services including a bar.

In 1955 a new lift, perhaps the only of its kind, a Constam T-bar with single seat chairs dispersed among the T-bars, became the first top to bottom lift eliminating the need to use 3 rope tows to get to the summit.

In 1956 Laurel was among the first ski resorts to install large scale snowmaking. Laurel's new installation bested those early "snow making machines" by covering 4 slopes over a 285 vertical drop.

In 1963 R.K. Mellon and his sister Sarah Scaife gave the ski area to the Commonwealth of Pennsylvania thus becoming Laurel Mountain State Park. The 1978-79 season was to be the last under state park operations. For the full history of Laurel Mountain, go to LaurelMountainSki.com/about/history.

SEASON PASSES

A season pass is the ultimate luxury for easy access to the slopes – make first tracks or ski under the stars, take your time and relax between runs, or shred it up all day long. It's your choice, any day of the season. The flexibility of a season pass lets you ski or snowboard at your own pace, on your own schedule. And with Laurel Mountain's family-friendly atmosphere and short lift lines, your whole family will enjoy endless excitement, any time.

Exclusive Offers for Full Season Passholders

Pass Exchange Program

Laurel Mountain full season passholders can take advantage of the pass exchange program and receive one ski/board lift ticket FREE at several regional resorts, and a discount on subsequent visits.

Pass Perks Offers and Discounts

Full Season Passholders can also enjoy pass perks good for savings throughout the resort all year long including golf offers, dining specials and more!

The Highlands Season Pass

The Triad Mountain Season Pass!

Be the master of all three mountains with the Highlands Season Pass! Enjoy unlimited skiing and snowboarding privileges at Laurel Mountain Resort, Seven Springs Mountain Resort and Hidden Valley Resort. Available at the season pass office or online at LaurelMountainSki.com.

WILDCAT 5 PACK

If you're looking for a quick, convenient way to get onto the snow at Laurel Mountain, the Wildcat Five-Pack is for you. Similar to a gift card, the Wildcat Five-Pack is redeemable at the ski and snowboard ticket office for five individual, single session, single day ski and snowboard tickets.



- Only one ski and snowboard ticket per day may be redeemed at any time and cannot be combined with any additional discount, package, coupon offer or contracted rate.

- There are no "Blackout" dates.

- Wildcat 5 Pack expires at the end of the 2016-2017 ski season.

- Child Wildcat 5 Pack is available for children age 6–11.

RENTAL CENTER

Come see us in our Ski and Snowboard Rental Center! Your one-stop shop for renting skis, snowboards, boots, poles and helmets! Don't forget to ask about our high performance gear.

In addition, we have lockers available for all of your personal belongings while you are out enjoying the snow. And if you need a lesson, we can schedule one for you inside as well.

LEARNING

It is recommended you arrive at least 30-minutes prior to your lesson if you need a ski and snowboard ticket and rental equipment.

Private Lessons - Private Lessons at Laurel Mountain are all about YOU! Laurel Mountain's one-on-one coaching program and analysis of your skiing or snowboarding technique will help you get the most out of your snowsports experience.

Group Lessons - Group Lessons at Laurel Mountain are designed for skiers and snowboarders who are looking to refine their skills and techniques in a smaller group atmosphere. Group Lessons are available on Fridays, Saturdays and Sundays throughout the winter. During your Group Lesson, you will experience hands-on instruction from our professional coaches who will work to help you refine your skills, seek out new terrain and discover new abilities on the snow.

For reservations and more information, please call our Winter Reservations Center at 800-452-2223, ext. 7997.

ON MOUNTAIN DINING

If you are looking for a quick pick-me-up to get you back on the slopes, look no further than one of our great on-mountain dining options.



Laurel House Cafe

Named for the original ski lodge at Laurel Mountain in 1947, the Laurel House Cafe is the place to pick up a quick, delicious bite to eat. Grab a bowl of chili, a burger or a slice of pizza and warm up with majestic long range views. Located on the upper level of the Ski Lodge, the Laurel House Cafe is open daily during ski season.



Wildcat Lounge Sit around the fire and enjoy a tall beverage and taller tales at the NEW Wildcat Lounge. Offerings include the soon to be famous Wildcat Stew, chili's, hand-crafted sandwiches and more. And finish it off with the Wildcat Bread Pudding! Located on the lower level of the ski lodge. Open daily during ski season featuring entertainment on Friday and Saturday nights.



YOUR RESPONSIBILITY CODE

– Heads Up - Know the Code, It's Your Responsibility –



Laurel Mountain is committed to promoting slope safety. Share the slopes and be courteous to others. Be aware that there are elements of risk in snowsports that common sense and personal awareness can help reduce. Observe Your Responsibility Code and share it with others on the slopes for a great snowsports experience!

1. Always stay in control, and be able to stop or avoid other people or objects.
2. People ahead of you have the right of way. It is your responsibility to avoid them.
3. You must not stop where you obstruct a trail, or are not visible from above.
4. Whenever starting downhill or merging into a trail, look uphill and yield to others.
5. Always use devices to help prevent runaway equipment.
6. Observe all posted signs and warnings. Keep off closed trails and out of closed areas.
7. Prior to using any lift, you must have knowledge and ability to load, ride and unload safely.

FREESTYLE TERRAIN



Freestyle Terrain Areas are designated with an orange oval and may contain jumps, hits, ramps, banks, fun boxes, jibs, rails, half pipes, quarter pipes, snowcross, bump terrain and other constructed or natural terrain features. Prior to using Freestyle Terrain, you are responsible for familiarizing yourself with Freestyle Terrain and obeying all instructions, warnings and signs. Freestyle skills require maintaining control on the ground and in the air. Use of Freestyle Terrain exposes you to the risk of serious injury or death. Inverted aerials are not recommended. You assume the risk.

Freestyle Terrain has designations for size. Start small and work your way up. Designations are relative to this ski area.



SKI & SNOWBOARD CHECK


Laurel Mountain's ski and snowboard check is a great way to enjoy a day on the slopes without hauling your equipment around or worrying about leaving it unattended! So if you want to simply check your skis or snowboard while you get a bite to eat, a helpful ski check attendant will keep an eye on your belongings. Ski and snowboard check is located in the Rental Center and is open daily.

SKI AREA INFORMATION

Skiers and snowboarders should be advised that a green circle, blue square, black diamond or orange oval trail designation at Laurel Mountain is not necessarily the same as a similarly rated trail at another area. The system is a relative system that is valid only at this area. Skiers and snowboarders should work their way up, beginning with the easiest trails no matter what their ability level may be, until they are familiar with the trails at Laurel Mountain.

Be advised that all poles and/or flags, fencing, signage and padding on equipment or objects or other forms of marking devices are used by the ski area to inform you of the presence or location of a potential obstacle or hazard. These markers are no guarantee of your safety and will not protect you from injury. It is part of your responsibility under Your Responsibility Code to avoid all obstacles or hazards, including those that are so marked.

CAUTION

 Snowcats, snowmobiles and snowmaking equipment may be encountered at any time.

HELMET USE




The National Ski Areas Association recommends that parents, skiers and snowboarders educate themselves about the benefits and limitations of helmets and make informed choices for themselves and their children. Remember, each skier's or snowboarder's behavior has as much or more to do with their safety as does any piece of safety equipment. Always ski and ride responsibly.

OUT OF BOUNDS WARNING

Laurel Mountain assumes no responsibility for skiers or snowboarders going beyond the ski area boundary. Areas beyond the ski area boundary are not patrolled or maintained. Unmarked obstacles and other natural hazards exist. Rescue in the out of bounds areas, if available, will be costly and may take time. Skiing and riding on closed slopes and trails is prohibited.

SLOW ZONES

 Certain areas (in red on the map) are designated as SLOW ZONES. Please observe the posted slow zone areas. Fast and aggressive skiing and snowboarding will not be tolerated.

LIFT SAFETY

Be advised that you cannot board a lift unless you have sufficient physical dexterity, ability and knowledge to negotiate or to use such lift safely, or until you have asked for and received information sufficient to enable you to load, ride and unload the lift safely. You may not use a lift or any slope or trail when under the influence of drugs or alcohol.

USING THE LIFTS

- Load and unload in designated areas. If you are unsure about how to get on/off any of our lifts, consider taking a lesson or ask a Mountain Ambassador for assistance.
- Your ski or snowboard ticket must be visible to the Mountain Ambassadors.
- Avoid wearing loose clothing that may catch on a lift you are riding. Backpacks are not permitted.
- If you fall while getting on/off the lift, keep your head down and low to the ground to reduce the risk of being struck by the chair.
- When unloading, stand on your skis or snowboard and glide away from the lift. Anticipate possible ice or a steep decline on the unloading ramp.
- Move quickly away from the unloading area to provide adequate distance for those unloading behind you.
- If the lift stops, remain on the chairlift.

SOCIAL SCENE

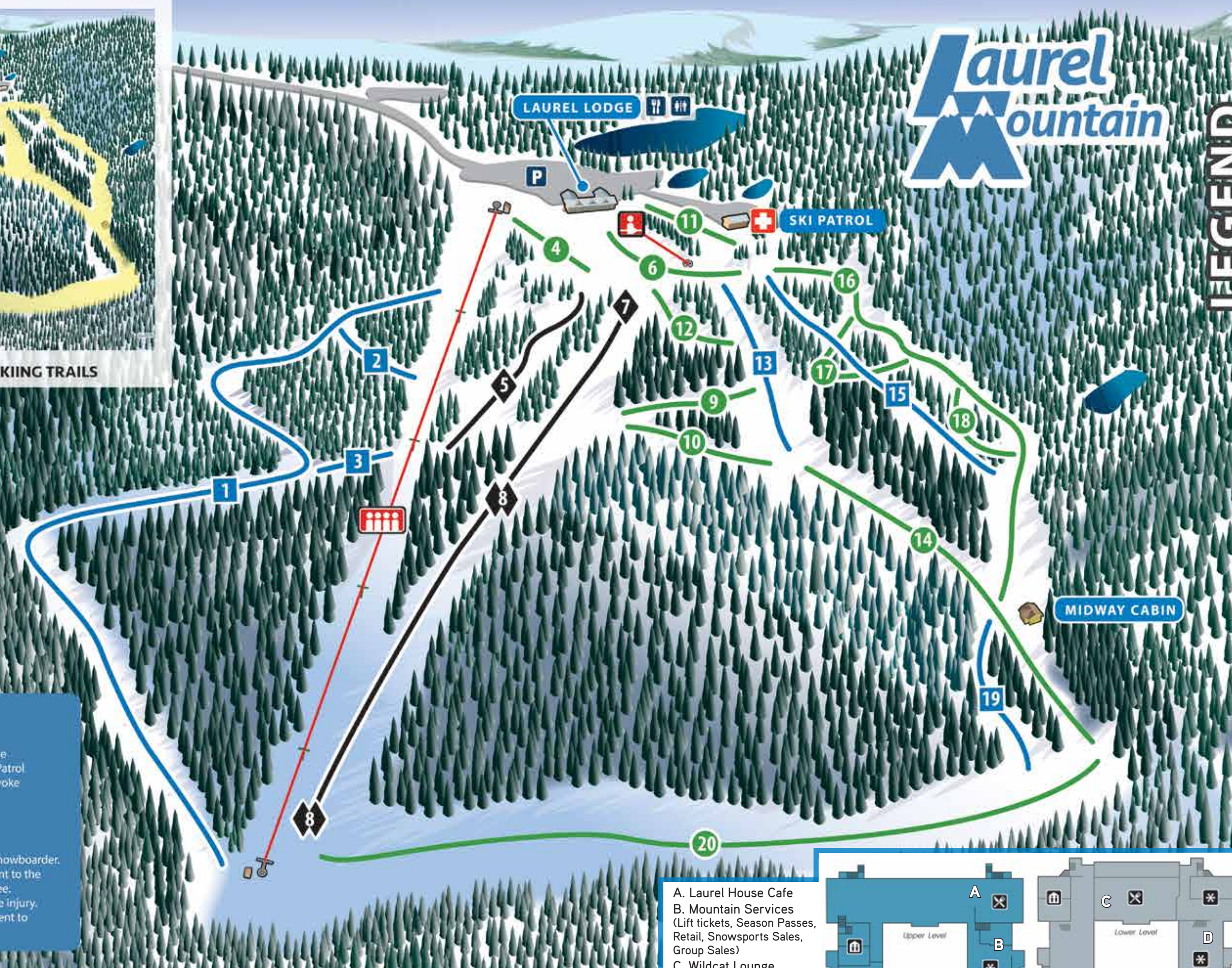


Be the first to know about specials, upcoming events and so much more by following us on Facebook, Twitter and Instagram or by signing up for our eNewsletter.

Our eNewsletter has information on Lodging Packages, Dining, Events, Ski/Snowboard Lessons, Weddings and so much more! You can also choose to receive our Snow Report every morning allowing you to know what's happening on the slopes before you leave the house. Visit us online at LaurelMountainSki.com for more information or to sign up!



LAUREL MOUNTAIN NIGHT SKIING TRAILS



LEGEND

LAUREL LODGE

- Rental Center
- Snowsports School
- Ticket / Pass Office
- Lockers
- Cafe
- Retail
- Wildcat Lounge

- ☒ Ski Patrol
- ☒ Restrooms
- ☒ Food Court
- ☒ Parking

LIFTS

- ☒ Rope Tow
- ☒ Four Person Chairlift (Quad)

SLOPES AND TRAILS

- | | |
|----------------------|--------------------|
| 1 DREAM HIGHWAY | 11 BOBCAT |
| 2 EASY WAY | 12 WOODLAND TRAIL |
| 3 THE SLOT | 13 UPPER BROADWAY |
| 4 SKI TOP | 14 LOWER BROADWAY |
| 5 LAUREL RUN | 15 LINCOLN HIGHWAY |
| 6 TAME CAT | 16 INNSBRUCK |
| 7 UPPER WILDCAT | 17 OLD INNSBRUCK |
| 8 LOWER WILDCAT | 18 OLD INNSBRUCK |
| 9 LYNX TRAIL | 19 HEGAN'S CUT |
| 10 LAST CHANCE TRAIL | 20 DEER PATH |

TRAIL RATINGS

- EASIEST
- ◆ ADVANCED
- INTERMEDIATE
- ◆ EXPERT

LAUREL MOUNTAIN SKI PATROL

☒ The Laurel Mountain Ski Patrol provides rescue and first aid in the event of an injury. The Ski Patrol will also address unsafe practices and may revoke skiing and snowboarding privileges.

SHOULD YOU NEED MEDICAL ASSISTANCE WHILE ON THE SLOPES:

- > Place crossed skis the snow above the injured skier / snowboarder.
- > Send another skier / snowboarder to report the incident to the chairlift attendant, Ski Patroller or other resort employee.
- > Give the exact location of the incident and the possible injury.
- > Ski Patrol is located in the Maintenance Building adjacent to the Laurel Lodge.

- A. Laurel House Cafe
- B. Mountain Services (Lift tickets, Season Passes, Retail, Snowsports Sales, Group Sales)
- C. Wildcat Lounge
- D. Ski/Board Rentals

